

FARMALL A

FARMALL A

TRACTORS FROM
90 – 100 hp



CASE IH

CASE IH



STRAIGHTFORWARD TO EFFICIENCY

Improve productivity on any sized farm

No matter the task, Case IH is there to meet your requirements. The highly robust and versatile Farmall 90-100 A series was designed from the start to make the lives of part-time and full-time farmers easier. From great manoeuvrability to a strong engine, as your main tractor or as an additional machine, the Farmall 90-100 A series is perfect for an impressive range of tasks.



VERSATILE AND PRODUCTIVE
Equipped with high flow pumps and impressive front and rear lift capacity, Farmall 90-100 A tractors are straightforward to operate and efficiently handle a wide range of demanding implements.



ROBUST AND RELIABLE
Built sturdy: heavy duty axles, an optimised power to weight ratio and a gross vehicle weight of 6.5 t with increased payload give greater traction and pulling capacity.



EASY TO OPERATE
The new 4-pillar cab provides great visibility for manoeuvring during livestock applications, while the intuitive layout places all controls close to the operator for easy control.

THE FARMALL RANGE	4 – 5
INTRO	6 – 7
CAB	8 – 11
ENGINE & TRANSMISSION	12 – 13
HYDRAULICS & PTO	14 – 15
VERSATILITY	16 – 17
FRONT LOADERS	18 – 21
SERVICES & SERVICE SOLUTIONS	22 – 25
TECHNICAL DATA	26 – 27



THE FARMALL RANGE

Your compact, comfortable workmate for versatility.

The Farmall name is deeply rooted in our history, as we celebrate the centennial of this icon tractor first built in 1923. In the new millenium, versatility, efficiency and comfort are more important than ever before. The new Farmall A and Farmall C series is our response to changing farm sizes and ever more demanding requirements. The wide range of models covers every possible scenario on and off field. You choose whatever works best for you and we take care of the rest.







**CONFIGURE
YOUR FARMALL
HERE:**





FARMALL 90-100 A

2 MODELS FROM 90 TO 100 HP

The robust, versatile and straight to the point tractor to ensure high productivity with ease of use.

-  FPT F5 | 4 cylinders 3,600 cm³
-  ManualDrive 12x12 Mechanical or Powershuttle
ManualDrive 20x20 Mechanical or Powershuttle with creeper
-  4WD 1.0 HD
-  6.5 t GVW
-  R34" tyres
-  New 4-pillar cab

 **THE PERFECT MATCH**
L3815A – 3.8 m lift height capacity with 1.9 t lift capacity










*with R34 rear tyres


FARMALL C SELECTION

3 MODELS FROM 100 TO 120 HP

The powerful, heavy and versatile utility tractor. Ideal for toughest applications as well as for intensive front loader activities.

-  FPT F5 | 4 cylinders 3,600 cm³
-  ManualDrive 12x12 Powershuttle
ManualDrive 20x20 Powershuttle with creeper
-  4WD 1.5 HD large axle
-  7 t GVW
-  R38" tyres
-  6-pillar cab

 **THE PERFECT MATCH**
L3916U – 3.9 m lift height capacity with 2.0 t lift capacity









*with R34 rear tyres


FARMALL C ADVANCED

4 MODELS FROM 90 TO 120 HP

The most comfortable and versatile utility tractor ensures high productivity together with driving pleasure.

-  FPT F5 | 4 cylinders 3,600 cm³
-  ActiveDrive 2 24x24 two-speed Powershift
ActiveDrive 2 40x40 with creeper
-  4WD 1.0 HD or 4WD 1.5 large axle
-  6.5 t GVW
-  R34" tyres
-  6-pillar cab

 **THE PERFECT MATCH**
L3920T – 3.8 m lift height capacity with 2.1 lift capacity



*with R34 rear tyres

THE FARMALL 90-100 A RANGE

The performance you want with the simplicity you need

HIGH PERFORMANCE DELIVERS BEST RESULTS

- 4-cylinder 3.6 l FPT turbodiesel with intercooler and wastegate turbocharger
- Maximum torque (450 Nm) at low engine speed of 1,300 rpm
- Outstanding torque rise up to 47 %
- 82 l/m open centre pump for excellent hydraulic performance and fast loader cycle time

A CAB BUILT AROUND YOU

- New 4-pillar cab with 360° visibility and more space for the operator
- Air suspended seat
- Smart and ergonomically positioned controls, all at your fingertips

Farmall 90-100 A is the all-rounder your operation missing: a robust and powerful machine for dairy, livestock, mixed and small farms. The new 4-pillar cab with a flat floor is more comfortable to work in while the 3.6 l stage V engines promise generous torque, low fuel consumption and minimal emissions. A new front axle concept combined with an impressive hydraulic output of 82 l/min make the Farmall 90-100 A tractors your perfect partner for demanding loader tasks.

MODELS	Rated power ECE R120 @ 2,300 rpm (kW/hp(CV))	Number of cylinders / Capacity (cm ³)	Max. Torque (Nm) @ 1,300 rpm / Torque Rise (@)	Max. rear lift capacity (kg)
Farmall 90A	66 / 90	4 / 3,600	380	4,400
Farmall 100A	74 / 101		450	



ROBUST AND AGILE

- Robust machine with 6.5 tons of GVW
- Heavy duty 4WD axle with 4.7 tons of capacity
- Improved braking performance thanks to new maintenance-free brakes
- Best manoeuvrability and visibility thanks to the aftertreatment system fully contained under the bonnet
- R34" max rear tyres and customisable track width (from 1.4 to 1.9 m)

VERSATILITY IN YOUR FARMYARD

- Fully loader ready for new Case IH L-series loaders
- Mechanical front hitch available with and without front PTO (optional)
- Excellent 4.4 tons of rear lift capacity
- Efficient rear PTO with 3-speed and ground speed
- ManualDrive transmission with mechanical or Powershuttle option up to 20x20 gears

LOWEST OPERATING COST & EASY MAINTENANCE

- Unique compact HI-eSCR2 exhaust gas aftertreatment system "for life"
- Very good accessibility to maintenance points and one-side serviceability to save time
- Extended engine service intervals (600 hours)



COMFORT CAB

MORE COMFORT. MORE CONTROL.

Get more done – intuitively

See more, do more: The Farmall 90-100 A series provides you with more comfort than ever before, featuring a new spacious 4-pillar cab for a clear view to front and rear implements.

ALL-AROUND VISIBILITY

Loading operations just got safer and faster. The panoramic four-post cab design along with a roof window ensure 360° clear visibility of the front, rear and both sides – a boon when working with overhead implements. Case IH has engineered the aftertreatment system to fit neatly under the bonnet, leaving no impact on visibility or manoeuvrability.

ERGONOMIC ENTRY

The new cab has the most spacious feeling yet. Get in easily from either side thanks to wide opening glass doors, ideal when you are on and off the tractor a lot. The gearbox housing has made way for a simple flat floor while the tiltable steering column making accessibility and operation that much more comfortable.

YOUR HEALTH, YOUR PRODUCTIVITY

Choose the air-suspended seat option and simply glide over the roughest of surfaces without wearing out your back. Add a powerful heating and air conditioning system for a pleasant workspace whatever the climate conditions.

USEFUL FEATURES

Experience countless smart options: whether it's USB charging ports, an 8A outlet, a mobile phone holder, or retractable sunshade covers, the Farmall 90-100 A series stands for convenience. A comfortable folding passenger seat is available as standard.



ERGONOMIC CAB

EVERY MOVE YOU MAKE

Control with precision and ease

Whether implements or front loader – Farmall 90-100 A makes it easy to control them with unmatched precision thanks to the clear control layout and intuitive operation.

INFORMATION AT A GLANCE


The easy-to-read instrument cluster moves together with the fully tiltable steering column for an always unobstructed view of key operating parameters.

AT YOUR FINGERTIPS

The two mid-mount valves can be controlled via an ergonomic and fully integrated joystick in the cab. The joystick is placed close to the operator, falling naturally to hand to enhance comfort and improve productivity.

CLUTCHLESS DIRECTION CHANGES

The hydraulic shuttle lever is provided within easy reach, allowing you to quickly change direction without having to use the clutch. A simple detail with a big impact on manoeuvrability, especially during front loader work that often requires frequent back-and-forth movements.



DOING MORE WITH LESS

Efficient power begins with outstanding engine characteristics

NEW STAGE V ENGINE, MORE POWER

Powered by our latest advanced FPT F5 engine (Stage V compliant), the Farmall 90-100 A series delivers more power, enhanced torque, optimized uptime and improved fuel efficiency. Available as an option, the cruise control allows to set specific engine speed for easier operations and more efficiency.

MAXIMUM TORQUE AT 1,300 RPM

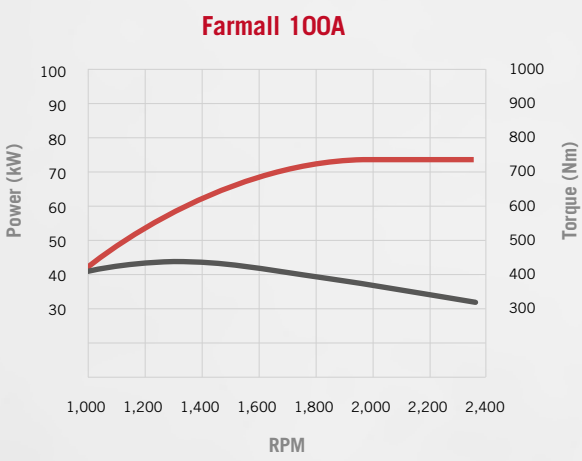
The Farmall 90-100 A series benefits from the latest generation of fuel efficient technology. A maximum torque of 450 Nm is reached at a fuel-saving 1,300 rpm, while the excellent torque rise of 47% delivers maximum responsiveness in any condition.

COMPACT HI-eSCR2 AFTERTREATMENT SYSTEM

The new FPT compact HI-eSCR2 solution has adopted an aftertreatment system "for life". No replacing components, no mechanical cleaning during its entire lifecycle.

VISIBILITY AND MANOEUVRABILITY UNCOMPROMISED

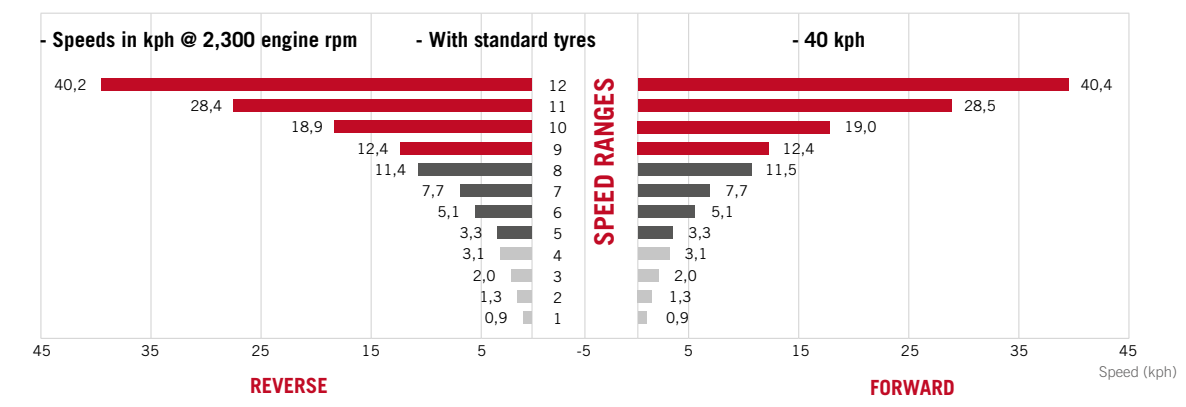
Fully contained under the hood, the compact HI-eSCR2 solution allowed Case IH engineers to keep the dimensions of the Farmall 90-100 A compact while at the same time maintaining excellent operator visibility and vehicle manoeuvrability. Moreover, ground clearance is maximised for row crop operations and haying.



PUTTING POWER TO WORK FOR YOU

Manoeuvre with efficiency

The Farmall 90-100 A series offers a choice of our reliable ManualDrive transmissions that can reach 40 kph driving speed at a fuel-efficient 2,000 rpm. More gears are available for specific tasks that require a very low working speed: 20 x 20 mechanical or Powershuttle (option). The high manoeuvrability in shuttling with Powershuttle is perfect for fast loader work when you need accuracy and increased productivity.





PACKAGES FOR EVERY NEED

PTO and hydraulics that make a difference

Whether your focus is on power or fuel efficiency, the Farmall 90-100 A PTO delivers the right speed for every task.

3 PTO OPTIONS

Three electro-hydraulic PTO options are available: 540/540E, 540/1,000 and 540/540E/1,000. Electro-hydraulic PTO engagement reduces operator effort and all options are available with an optional ground speed, very useful for special applications such as steep slopes or unstable ground.

INCREASE FUEL SAVING POTENTIAL

The economy PTO speed 540ECO is reached at an engine speed of just 1,500 rpm, right at the sweet spot where the engine develops its highest torque at the lowest specific fuel consumption.

BE MORE PRODUCTIVE

Get the most from front-mounted implements with a fully-integrated front hitch in combination with 1,000 rpm front PTO.

HYDRAULIC CAPACITY TO FIT YOUR NEEDS

Very high pump displacement up to 82 l/m provides more hydraulic flow during operation with front and rear implement.

ADVANTAGES

- MHC mechanical hitch control standard
- Mechanical fast raise/lower and remote controls have been repositioned for better ergonomics
- Lift-O-Matic system offers fast raising and lowering of implements to a preset position at the headlands

Up to 3 rear remote valves

Robust rear linkage
has the ability to lift up
to 4,400 kg with ease





VERSATILITY AT ITS BEST

A powerful all-rounder for any task

From farmyard activities to tillage and loading, there is no end to the variety of tasks waiting for you every day. Farmall 90-100 A has got you covered.

NO COMPROMISE ON SAFETY

The updated Farmall A is stable and robust, with 6.5 tons of gross vehicle weight and a strong axle for a higher payload. Its annular brakes and automatic 4WD engagement improve braking performance and, thus, safety.

ROLLING TO PROTECT

540/65R34 tyres prevent soil compaction while a narrower track is ideal for vegetable cultivation.

ALL-YEAR ALL-ROUNDER

Robust does not mean bulky. Your machine will move through tight spots in and around farm buildings with ease – the turning axle having a minimum radius of 4.23 m and travel speeds of up to 40 kph.

BUILT TO PERFORM

For impressive in-field traction, stability and safety when operating on slopes, the 4WD class 1.0 heavy duty axle is unbeatable. In loose soils or wet conditions, the electro-hydraulic differential lock on front and rear axle keep you going.

LIGHT UP YOUR WORK

Some days are longer than others. Four powerful exterior work lights help you stay productive and safe during night-time jobs.

PRECISE AND FAST LOADER WORK

Farmall 90-100 A can be delivered loader ready straight from the factory. In the cab, the loader-ready spec extends to an integrated joystick positioned within easy reach to the operator's right. Loading bales was never easier thanks to a hydraulic powershuttle transmission and the high-visibility roof.

Selection Pack

ESSENTIAL SELECTION OF OPTIONS TO COVER CUSTOMER NEEDS

- ManualDrive transmission – Mechanical or Powershuttle
12x12 40 kph with hydraulic actuated Powershuttle, optional 20x20 Powershuttle with creeper and cruise control.
- New 4-post cab available with openable black hatch without radio or with openable transparent hatch, sunroof curtain and radio included.
- Rear & front axle with limited slip or electro-hydraulic differential lock.
- Lift-O-Matic rear lift control with 2nd auxiliary lift arm as option to raise lifting capacity up to max 4.4 tons. Cat. 2 quick attach link ends.
- 64 or 82 l/min extra-flow hydraulic pump as optional and up to 3 deluxe rear remotes.
- 4 works light including 2 road light if loader ready or FHPL are selected.
- Mechanical front linkage and front PTO as optional.
- Loader ready as optional.

EXPAND YOUR CAPABILITIES

The new Case IH L front loader ranges

The new loader line-up by Case IH opens up new horizons: three ranges (A, U and T) and 9 models in total have been developed to help you get the most out of your Farmall 90-100 A.

Each loader is perfectly designed for use with our tractor models and convinces from a lot of different perspectives. Take advantage of maximum precision, rapid response and next level capacities – for remarkable ease of handling.



THE BASIS OF SUCCESS THE A RANGE

These efficient entry-level loaders are equipped with mechanical self-levelling as standard, and the FITLOCK M System® for fast loader hitching/unhitching. To handle a wide range of attachments, A series loaders offer a third hydraulic function.

- 1 model available
- Maximum lift height: 3.77 m
- Maximum lift capacity: 1,922 kg

RANGES	A	U	T
SHOCK ELIMINATOR System®		Standard	
MACH System®		Standard	
FITLOCK2+ System®		Standard	
MACH2®	Option	Standard	
FAST-LOCK System®		Option	Option
AUTO-UNLOAD System®			Option



VERSATILE AND DURABLE THE U RANGE

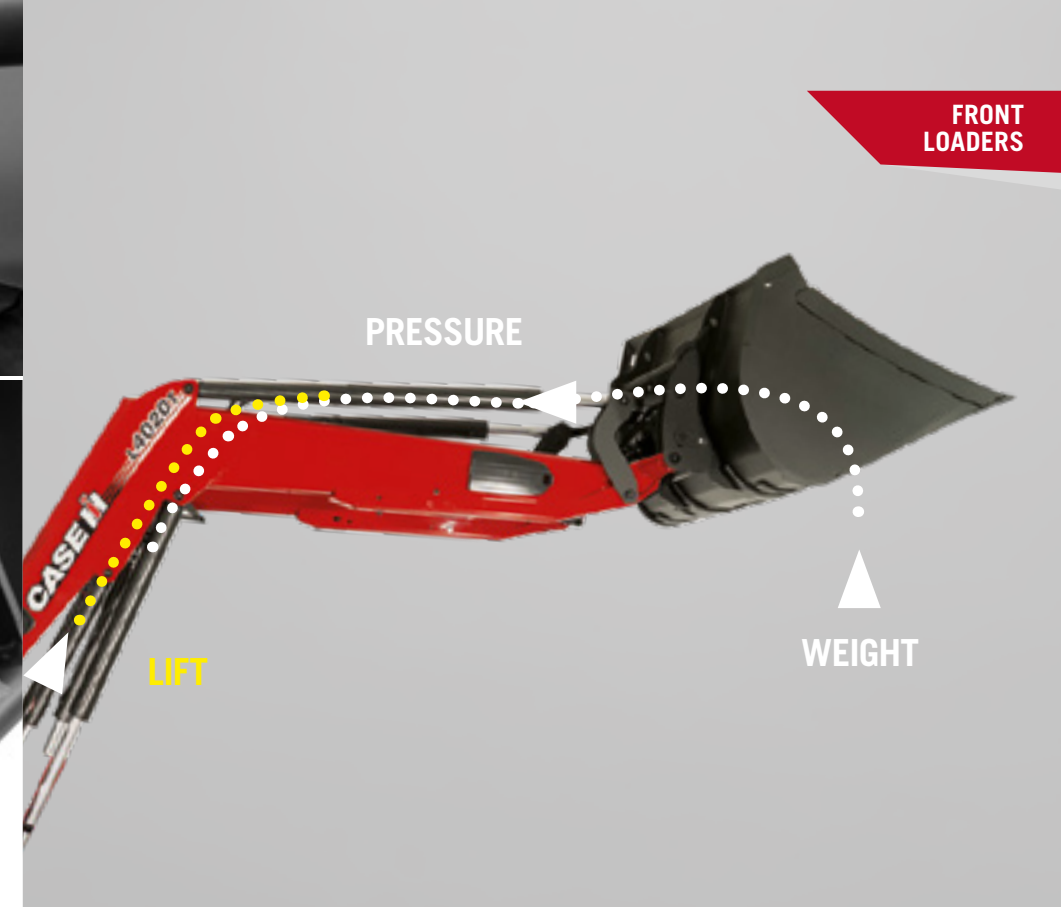
The robust U front loader range with mechanical self-levelling is ideal for everyday handling tasks. They are easy to operate and are offered with the FITLOCK2+ System® for automatic locking and unlocking.

- 6 models available
- Maximum lift heights from 3.76 m up to 3.90 m
- Maximum lift capacities from 1,894 kg up to 2,327 kg

PREMIUM DESIGN – MAXIMUM OUTPUT THE T RANGE

The flagship T range is a premium specification range including hydraulic self-levelling as standard to increase the lifting power by 35 %. This unique PCH system automatically maintains the implement angle by using two perfectly integrated compensation rams, constantly connected to the dumping rams.

- 2 models available
- Maximum lift heights from 3.76 m up to 3.80 m
- Maximum lift capacities from 1,482 kg up to 1,849 kg



HIGH-SPECS FOR HIGHEST DEMANDS

Simply accomplish more – in less time

STRONG CONCEPTS. BIG IMPACT.

The loader bracket is optimally positioned near the tractor's center of gravity, reducing stress on the front axle and distributing the weight of the load for greater stability. Perfect lifting capacity is ensured by a vertical lifting curve which provides a constant lifting force from the bottom upwards.

- Bracket position close to center of gravity
- Exceptional forward reach for discharge and a convenient position to load a trailer or mixer
- The design ensures a vertical lifting curve which provides a constant lifting force from the bottom upwards

ANYTIME. MORE THAN READY.

A series loaders are equipped with the basic FITLOCK M System® with manual locking, while U and T range loaders are fitted with the FITLOCK2+ System® premium system, allowing automatic locking of the loader. The MACH multicoupler allows quick coupling and uncoupling of all hydraulic and electric loader functions with ease, even under pressure.

LOADERS FULL OF ENDLESS POSSIBILITIES

The Case IH L loader ranges are designed with a modular implement carrier (MX or EURO implement carrier) which can handle more than 35 types of attachments. Depending on the model chosen, you can electro-hydraulically hitch and unhitch implements without leaving your seat – a new dimension of convenience with the FASTLOCK System®. In addition to hydraulic locking, the MACH2® system allows the connection of the third and fourth function with a single movement, even under pressure. Mixed up connections are a thing of the past.

PCH (ONLY ON T RANGE)

NUMBERS SPEAK LOUDER THAN WORDS: 35 % MORE POWER

The T range is equipped with the PCH hydraulic self-levelling linkage. This unique feature automatically maintains the implement angle by using two perfectly integrated compensation rams, constantly connected to the dumping rams. The PCH system also increases lifting power by up to 35 %. The weight of the loaded attachment generates pressure in the tilt rams which is transferred to the PCH rams and supports the lifting process.



KEEP MAINTENANCE TO A MINIMUM

But versatility to the maximum

Low total cost of ownership: the less time you spend on maintenance and servicing, the more time remains to be productive. With the Farmall 90-100 A, we provide you with a highly versatile series that requires less maintenance, saving you time and money.

MAINTENANCE-FREE FOR A LIFETIME

The compact HI-eSCR2 system features an aftertreatment system for its lifetime. Replacing components and mechanical cleaning belong to the past, resulting in a greater durability and a higher resale value.

LOW CONSUMPTION OF OIL AND FUEL

Industry-leading oil change intervals of every 600 hours help keep you in the fields longer. The new FPT F5 engines ensure maximum torque is optimised at 1,300 rpm – to save as much fuel as possible.

ROBUST ENGINE AND COMPONENTS

The Farmall 90-100 A series is made of highly durable materials so it's ready whenever you need it and you can spend more of your time where you want to be: in the field.

DAILY CHECKS IN LESS TIME

Sometimes, small touches make a big difference. Case IH engineers have relocated and improved the engine's hydraulic and electrical systems, grouping fuel and oil filters together on the left side of the engine. As a result, you can check both filters at once and get back to work faster.



SERVICE TEAM

Be a farmer, we take care of the rest

The Case IH SERVICE TEAM, a strong dealer network backed up by local Case IH market teams, industry-leading Case IH support tools, modern training methods, best-in-class spare parts support and logistics performance: These provide Case IH customers with excellent all-encompassing after-sales service, keeping you farming!

GENUINE PARTS
WE KEEP YOUR EQUIPMENT RUNNING.

Your local Case IH dealer and our dedicated 24/7 parts call centre technicians and their logistics colleagues are all part of the Case IH ServiceTeam network. They're highly trained to give you expert advice and solve problems, ensuring the correct, genuine Case IH parts are located and dispatched right away, reaching you next day or sooner to keep your machine in top condition.

MAXSERVICE
AROUND THE CLOCK. AROUND THE COUNTRY.

When you're working around the clock, MaxService ensures you're never alone. It's a dedicated helpline that connects you to the Case IH ServiceTeam 24/7. Call technicians at your local dealer are ready to assist with technical advice, software solutions and genuine parts ordering. In peak season, we can keep you farming with breakdown assistance.

SAFEGUARD WARRANTY
SAFEGUARD THREE-YEAR WARRANTY

The best things come in threes: Our extremely high quality standards and continual improvements to our products have allowed us to offer a 3-year factory warranty. The warranty covers all necessary repairs in years 2 and 3 to the extent of the base warranty. Labour and Case IH original parts are covered for every warranty repair without any unexpected cost to you. Terms and conditions apply, call your local Case IH dealer for details!

CNH INDUSTRIAL CAPITAL


OPTIMAL FINANCING SOLUTION FOR EVERY INVESTMENT.

CNH Industrial Capital is the financing company for Case IH. Our employees are financial experts and have many years of experience in agriculture. We not only know about Case IH products and the market – we also understand the individual requirements of your operations. Therefore we are always able to offer you a financial solution for your new investments that is tailored specifically to your operational requirements. Our most important goal is improving the profitability of your investments!

Why choose CNH Industrial Capital? Because CNH Industrial Capital:

- Has a 50+ year global experience in equipment finance
- Is your one-stop financial partner
- Is a global specialist in agricultural equipment finance
- Offers a complete range of financial services
- Provides competitive and flexible schemes
- Proposes customised finance solutions

MODEL	FARMALL 90 A	FARMALL 100 A
TRANSMISSION	FPT F5	FPT F5
Number of cylinders / Capacity [cm³]	4 / 3,600	4 / 3,600
Type / Emission level	Common Rail Diesel engine, turbocharged and intercooled / EURO-Stage V	
Rated power ECE R120 ¹⁾ @ engine rpm [kW/hp(CV)]	66 / 90 @ 2,300	74 / 101 @ 2,300
Maximum torque ECE R120 ¹⁾ @ engine rpm [Nm @ rpm]	380 @ 1,300	450 @ 1,300
Torque rise acc. OECD [%]	40	47
Fuel tank capacity diesel / AdBlue [litres]	130 / 13	
TRANSMISSION		
12 x 12 ManualDrive with mechanical shuttle, 40 kph	●	
12 x 12 ManualDrive with Powershuttle, 40 kph	○	
20 x 20 ManualDrive with mechanical shuttle and creeper, 40 kph	○	
20 x 20 ManualDrive with Powershuttle and creeper, 40 kph	○	
POWER TAKE OFF		
Engagement type	electro-hydraulic	
Speeds Standard (option) [rpm]	540 / 540E; (540 / 1,000); (540 / 540E / 1000)	
Ground drive optional available for PTO [rpm]	540 / 540E; (540 / 1,000); (540 / 540E / 1000)	
FRONT PTO AND HITCH		
Front PTO 1,000 Speed @ 1,920 rpm	○	
Front hitch max. lift capacity [kg]	1,600	
FOUR WHEEL DRIVE AND STEERING (DRIVELINE)		
Type	4WD with electro-hydraulic differential	
Min. turning radius (with 12.4R24 front tyres) [m]	4.235	
HYDRAULIC SYSTEM		
Max. pump flow rate standard (optional) [l/min]	49.2 (64.7 or 82)	
MDC – Mechanical Draft Control	●	
Max. lift capacity / OECD lift capacity through range @ 610 mm [kg]	4,400 / 3,700	
Max. number of rear remote valves / mid mount valves	3 mechan. / 2 mechan.	
WEIGHTS AND DIMENSIONS²⁾		
Approximate shipping weight [kg]	4,000	
Permissible total weight [kg]	6,500	
A: Total height [mm]	2,648	
B: Total length [mm]	4,396	
C: Total cab width [mm]	1,910	
D: Wheel base [mm]	2,350	
STANDARD TYRES³⁾		
Front	440/65R24	
Rear	540/65R34	



	U RANGE						T RANGE	
	L3811U	L3814U	L3816U	L3915U	L3916U	L4015U	L3814T	L3917T
Self-levelling type	Non-self-levelling	Mechanical self-levelling	Mechanical self-levelling	Non-self-levelling	Mechanical self-levelling	Non-self-levelling	Hydraulic self-levelling	Hydraulic self-levelling
Loader working pressure [bar]	190	190	190	190	190	190	190	190
LIFT HEIGHTS								
A: Maximum lift height at implement pivot pin ¹⁾ [mm]	3,766	3,766	3,766	3,809	1,817	3,906	3,766	3,809
B: Maximum lift height under horizontal bucket ¹⁾ [mm]	3,484	3,484	3,484	3,527	3,527	3,624	3,484	3,527
C1: Clearance under dumped bucket at max dumped angle [mm]	2,874	2,874	2,874	2,917	2,917	3,014	2,874	2,917
D1: Maximum reach at lift height / tyres (bucket at 45° dumped position) [mm]	1,025	1,025	1,025	1,040	1,040	983	1,025	1,040
WORKING ANGLES								
E: Maximum dumped angle ¹⁾ [°]	57	57	57	57	57	57	57	57
F: Reach with bucket on ground ¹⁾ [mm]	2,321	2,321	2,321	2,513	2,513	2,655	2,379	2,513
G: Maximum rollback angle ¹⁾ at ground level [°]	49	51	51	52	52	52	51	52
DIGGING DEPTH								
H: Digging depth ¹⁾ [°]	166	227	227	277	277	317	227	227
LIFTING CAPACITY								
Lift capacity to maximum height - at implement pivot ¹⁾ [kg]	1,922	1,894	1,883	2,389	2,024	2,327	1,482	1,849
Lift capacity to 1.5 m height - at pivot point ¹⁾ [kg]	1,978	2,058	2,046	2,484	2,098	2,372	1,730	2,041
Breakout force at pivot pin ¹⁾ [kg]	2,131	2,363	2,349	2,731	2,307	2,597	1,975	2,236
Bucket rollback force at maximum height ¹⁾ [kg]	1,336	1,396	1,484	2,026	1,759	1,827	1,333	1,870
Bucket rollback force at ground level ¹⁾ [kg]	1,521	1,053	996	1,372	1,942	2,104	1,308	2,063
CYCLE TIME								
Raising time [sec.]	3.2	3.4	3.4	4.1	3.5	4.1	2.9	3.5
Lowering time [sec.]	2.2	2.1	2.1	2.4	2.2	2.4	1.9	2.2
Bucket dumped time from crowded position at max height [sec.]	1.1	0.8	0.4	1.0	0.6	1.0	1.4	1.4
Bucket rollback time at ground level [sec.]	1.5	1.0	0.5	1.5	0.8	1.5	0.8	1.4
FEATURES								
Loader ready frame ²⁾	●	●	●	●	●	●	●	●
3 rd hydraulic function	●	●	●	●	●	●	●	●
MACH2 [®] (for 3 rd function implement coupling)	○	●	●	●	●	●	●	●
4 th hydraulic function	-	●	●	●	●	●	●	●
MACH2 [®] (for 4 th function implement coupling)	-	●	●	●	●	●	●	●
SHOCK ELIMINATOR [®] System	●	●	●	●	●	●	●	●
Electrical On / Off switch Shock Eliminator	○	●	●	●	●	●	●	●
MACH System [®]	●	●	●	●	●	●	●	●
FITLOCK2+ System [®]	-	●	●	●	●	●	●	●
EURO QUICK ATTACH IMPLEMENT CARRIER	●	●	●	●	●	●	●	●
MX QUICK ATTACH IMPLEMENT CARRIER	○	●	●	●	●	●	●	●
OTHER QUICK OPTIONS: MX – EURO, EURO – SMS, MX – FAUCHEUX WHITE, EURO – TENIAS, EURO – SIGMA 4	-	●	●	●	●	●	●	●
FAST-LOCK System [®] (for EURO or MX QUICK ATTACH)	-	●	●	●	●	●	●	●
AUTO-UNLOAD System [®]	-	-	-	-	-	-	●	●
PCH SYSTEM [®] - Hydraulic self-levelling system	-	-	-	-	-	-	●	●
Mechanic self-levelling (MSL)	●	-	●	-	●	-	-	-



● Standard ○ Optional equipment - Not available

¹⁾ ECE R120 correspond to ISO14396 and 97/68/EC ²⁾ with standard tyres ³⁾ Other tyres on request


¹⁾ According to ASABE S301.5

²⁾ Factory installed or with front loader option for dealer installation

● Standard ○ Optional equipment - Not available



   
caseih.com

 Free phone: 00 800 22 73 44 00

Safety never hurts! Always read the Operator's Manual before working with any equipment. Inspect equipment before using it, and be sure it is operating properly. Follow the product safety signs, and use any safety features provided. This literature has been published for worldwide circulation. The standard and optional equipment and the availability of individual models may vary from one country to the next. Case IH reserves the right to undertake modifications without prior notice to the design and technical equipment at all times without this resulting in any obligation whatsoever to make such modifications to units already sold. Whilst every effort is made to ensure that the specifications, descriptions and illustrations in this brochure are correct at the time of going to press, these are also subject to change without prior notice. Illustrations may show optional equipment or may not show all standard equipment. Case IH recommends **AKCELA** lubricants.

TP01 / SM / 11.22 / Printed in Austria - Cod.No. 22C0043COMINB

CASE IH